

Get Free Swing Trading Indicators How To Use Bollinger Bands Moving Average Convergence Divergence Macd And Relative Strength Index Rsi For Successful Swing Trading

# Swing Trading Indicators How To Use Bollinger Bands Moving Average Convergence Divergence Macd And Relative Strength Index Rsi For Successful Swing Trading

Right here, we have countless ebook **swing trading indicators how to use bollinger bands moving average convergence divergence macd and relative strength index rsi for successful swing trading** and collections to check out. We additionally have the funds for variant types and afterward type of the books to browse. The pleasing book, fiction, history, novel, scientific research, as capably as various additional sorts of books are readily straightforward here.

As this swing trading indicators how to use bollinger bands moving average convergence divergence macd and relative strength index rsi for successful swing trading, it ends in the works monster one of the favored books swing trading indicators how to use bollinger bands moving average convergence divergence macd and relative strength index rsi for successful swing trading collections that we have. This is why you remain in the best website to look the incredible book to have.

Amazon has hundreds of free eBooks you can download and send straight to your Kindle. Amazon's eBooks are listed out in the Top 100 Free section. Within this category are lots of genres to choose from to narrow down the selection, such as Self-Help, Travel, Teen & Young Adult, Foreign Languages, Children's eBooks, and History.

**Swing Trading Indicators How To**

# Get Free Swing Trading Indicators How To Use Bollinger Bands Moving Average Convergence Divergence Macd And Relative Strength Index Rsi For Successful Swing Trading

What Are the Best Swing Trading Indicators? 1. Paint a Picture Do you use swing trading indicators? They paint a picture and are part of a system that can dictate... 2. Basic Swing Trading Indicators The relative strength index or RSI is a momentum indicator. It's providing the... 3. Moving Average ...

## **Swing Trading Indicators - Which Ones to Use When Trading**

Swing Trading Indicators 1. Moving Averages. When you are looking at moving averages, you will be looking at the calculated lines based on past... 2. Relative Strength Index. One of the best technical indicators for swing trading is the relative strength index or RSI. 3. Volume. A commonly ...

## **4 Best Indicators for Swing Trading and Tips to Improve ...**

Swing trading strategies can be aided by using candlestick charts and oscillators to identify potential trades. Oscillators track momentum and help identify reversals when they begin to diverge...

## **Candlesticks and Oscillators for Successful Swing Trades**

Some Swing Trading Indicators Need Minor Adjustments The first step that you want to do is adjust the RSI indicator from 14 days to 10 days. The RSI indicator was originally developed for trending commodities and applied to stocks later. The indicator was not developed originally for swing trading but for long term trend trends.

## **Swing Trading Indicators - Using The RSI Divergence For ...**

To determine the best positions in the forex market for swing trading, you also choose from the second indicator which is among the best technical indicators for swing trading. This is the RSI which stands for Relative Strength Index. This indicator helps provide information that is ideal for

# Get Free Swing Trading Indicators How To Use Bollinger Bands Moving Average Convergence Divergence Macd And Relative Strength Index Rsi For Successful Swing Trading

entry into the market.

## **3 Swing Trading Indicators You Should Be Using | Market ...**

Which Indicator Is Best For Swing Trading? Swing trading can be difficult because it's hard to know when to buy and sell your assets. As previously stated, the best swing trading indicators can depend on preference. However, really helpful swing trading indicators include the Moving Average, the Relative Strength Index, and Visual Analysis Indicators.

## **2019 Best Swing Trading Indicators Signals & Strategies ...**

Trading indicators are integral parts of most swing trading strategies. And with so many to choose from, it might be hard to decide which ones to combine for maximum efficiency. The best combination of trading indicators for swing trading depends on the type of trading strategy you trade.

## **The Best Combination of Trading Indicators for Swing ...**

Swing Trading Indicators (Best Indicators) Understanding the Limitations of Swing Trading Indicators. Before we move on to the trading indicators themselves, it is... Moving Averages. The moving average is one of the most basic trading indicators in swing trading. A moving average... Volume. The ...

## **Swing Trading Indicators (Best Indicators) - THE ROBUST TRADER**

An Introduction This is a quick overview of three of the best trading indicators for day and swing traders alike. If you are a new trader then it is very important for you to understand that no indicator or oscillator is going to make you trade profitably immediately, so don't go on a wild goose chase to find one that will. Learn a select few indicators and the methods and strategies to use ...

# Get Free Swing Trading Indicators How To Use Bollinger Bands Moving Average Convergence Divergence Macd And Relative Strength Index Rsi For Successful Swing Trading

## **Best Indicators for Day/Swing Traders and How to Use Them ...**

Mean reversion indicators (lagging) measure how far a price swing will stretch before a counter impulse triggers a retracement. Relative strength indicators (leading) measure oscillations in ...

## **Top Technical Indicators for Rookie Traders**

Moving Average and Bollinger bands are the most popular lagging indicators. How to Use Swing Trading Indicators. There are main 3 ways for using the indicators to get the buy and sell signals. Let's understand it in detail. Crossover: It occurs when the indicator moves through an important level or a moving average of the indicator. It indicates that the trend in the indicator is shifting and this trend shift will lead to a certain movement of the stock price.





## **What is Swing Trading? - Technical Indicators for Swing ...**

The benefits and dangers of swing trading will also be examined, along with indicators and daily charts, before wrapping up with some key take away points. What is Swing Trading? The straightforward definition of swing trading for beginners is that users seek to capture gains by holding an instrument anywhere from overnight to several weeks.

## **Swing Trading for Beginners - Tutorial and Strategies for ...**

Some Swing Trading Indicators Need Minor Adjustments The first step that you want to do is adjust the RSI indicator from 14 days to 10 days. The RSI indicator was originally developed for trending commodities and applied to stocks later. The indicator was not developed originally for swing trading but for long term trend trends.

## **Swing Trading Indicators - The RSI Strategy - WealthPress ...**

Day Trading Indicator Set Up for Beginners 2020 (How to use VWAP, RSI, MACD Indicators) ... Swing Trading Strategies     - Duration: 12:50. ZipTrader 160,397 views.

# Get Free Swing Trading Indicators How To Use Bollinger Bands Moving Average Convergence Divergence Macd And Relative Strength Index Rsi For Successful Swing Trading

## **Indicators That (Actually) Work For Trading in 2020**

The best swing trading indicators can differ for each trader but the ones we mention in this article have worked for us and are the ones we use. Swing Trading Intro. There's no exact definition of swing trading, but traders typically define it as a trade lasting more than a day and less than a month. Swing traders tend to have different goals ...

## **Best Swing Trading Indicators For Beginners - Warrior Trading**

This swing trading strategy requires that you identify a stock that's displaying a strong trend and is trading within a channel. If you have plotted a channel around a bearish trend on a stock chart, you would consider opening a sell position when the price bounces down off the top line of the channel.

## **How to swing-trade stocks: - Online Trading| CMC Markets**

Best Indicators for Swing Trading. Welcome to this tutorial on some of the best technical indicators for swing trading. I want to share with you a really powerful indicator that is not that well known, but, sometimes, that's the best stuff. You need an edge in trading and using something that others don't use can definitely give you an edge.

Copyright code: d41d8cd98f00b204e9800998ecf8427e.